
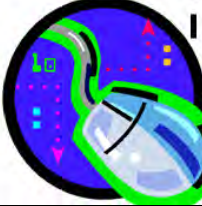


Welcome to the Sullivan Family Library's online tutorial on Web Resources.
Slide 1



Overview

- Web resources
 - What are they
 - Why use them?
 - Accessing through library
- Web evaluation
 - Evaluate reliability



This tutorial will briefly explain what web resources are, followed by strategies on evaluating web content.

Slide 2

A presentation slide titled "Resources through the Web" with a small icon of a computer monitor and keyboard. The slide lists web resources: public search engines (Google, Yahoo) and library subscriptions (EBSCOhost, eBrary, LexisNexis Academic). It features a dashed border and a circular graphic of a globe with a magnifying glass.


Resources through the Web

Web resources:

- Public search engines: Google, Yahoo
- Library subscription: e.g., EBSCOhost, eBrary, LexisNexis Academic

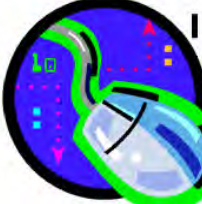
The web is a great resource for information; however, sifting through all the information can be difficult. Public search engines and subscription databases are designed to make the search for online content easier.

Slide 3



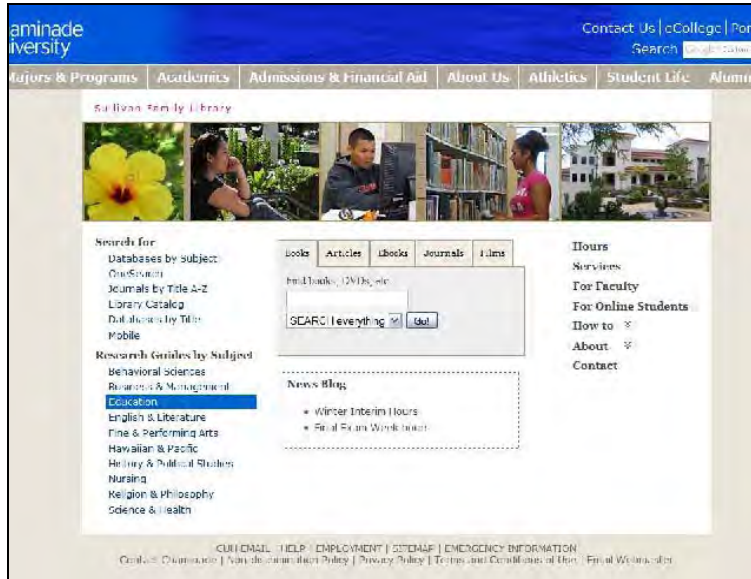
Reliable Web Resources

- Governmental information:
 - usa.gov (official U.S. Government)
 - ehawaii.gov (State of Hawaii)
- Current news: cnn.com, news.yahoo.com
- Sullivan Family Library web site

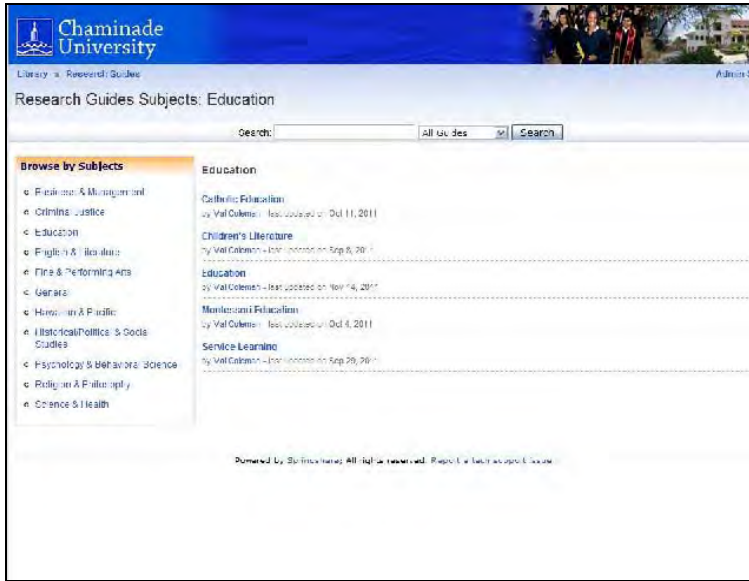


Here are a few reliable web resources for government information and current events. The Sullivan Family Library web site also features links to reliable web resources that have been evaluated by librarians.

Slide 4



To access the library’s links to web resources, we’ll start at the library’s homepage. The links are organized by subject, so begin in Research by Subject and select the subject relevant to your research. We’ll look at Education.
Slide 5




Now at the Education Research Tools page, select the link for Education Resources on the Web.
Slide 6

The screenshot shows a library website interface with a navigation bar at the top. Below the navigation bar, there are three main sections for web links:

- APA Style:** Includes links to the 'Publication Manual of the American Psychological Association Fifth Edition' and 'APA Style' resources.
- CD.gov News:** Lists news items such as 'Recipients of State Bullying Prevention Awards' and 'New State Members for Robeson County Improvement Fund'.
- National Center for Education Statistics News:** Lists news items such as 'Required Statewide Student Learning Standards' and 'America's Youth Transitions to Adulthood'.

Each news item includes a brief description and a 'View Website' or 'View RSS Feed' link.

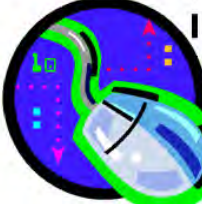
Here is a list of links to librarian-evaluated web sites. Clicking on the link will take you directly to the web site.
Slide 7



Website Evaluation

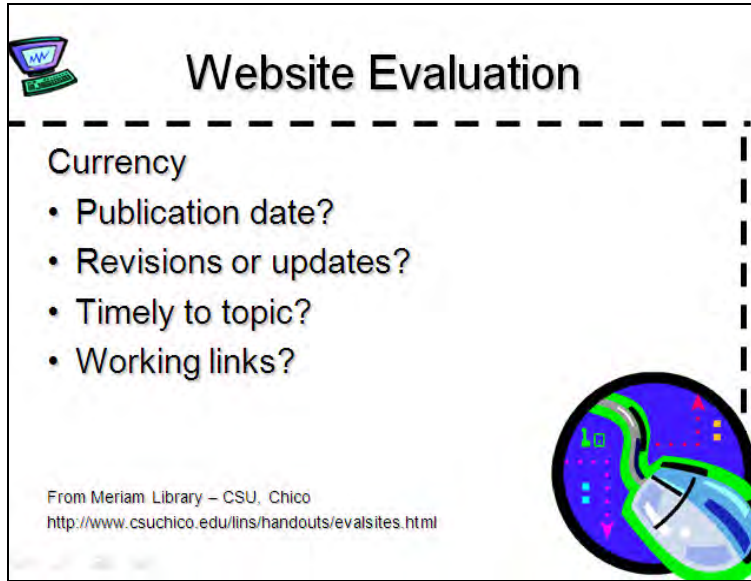
Apply the CRAAP test

- **C**urrency
- **R**elevance
- **A**uthority
- **A**ccuracy
- **P**urpose



From Meriam Library – CSU, Chico
<http://www.csuchico.edu/lins/handouts/evalsites.html>

Web content should always be evaluated, so apply the CRAAP test when reviewing a new site.
Slide 8

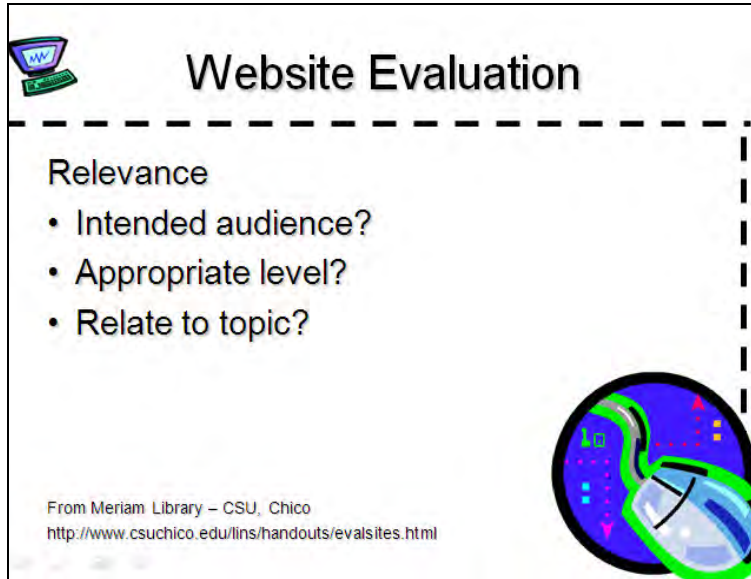


The slide is titled "Website Evaluation" and features a small icon of a computer monitor with a "W" on the screen in the top left corner. The main content is enclosed in a dashed-line border and lists four bullet points under the heading "Currency":

- Publication date?
- Revisions or updates?
- Timely to topic?
- Working links?

In the bottom right corner of the slide, there is a circular graphic with a blue background, a green glowing ring, and a magnifying glass over a globe. At the bottom left of the slide, the text reads: "From Meriam Library – CSU, Chico" and "<http://www.csuchico.edu/lins/handouts/evalsites.html>".

Does the site state when it was last updated? Do the links work? These are simple questions to ask about the site's Currency.
Slide 9



The slide is titled "Website Evaluation" and features a small icon of a computer monitor with a "W" on the screen in the top left corner. The main content is enclosed in a dashed-line border and lists three bullet points under the heading "Relevance": "Intended audience?", "Appropriate level?", and "Relate to topic?". In the bottom right corner of the slide, there is a circular graphic of a globe with a magnifying glass over it. At the bottom left, the text reads "From Meriam Library - CSU, Chico" and "http://www.csuchico.edu/lins/handouts/evalsites.html".

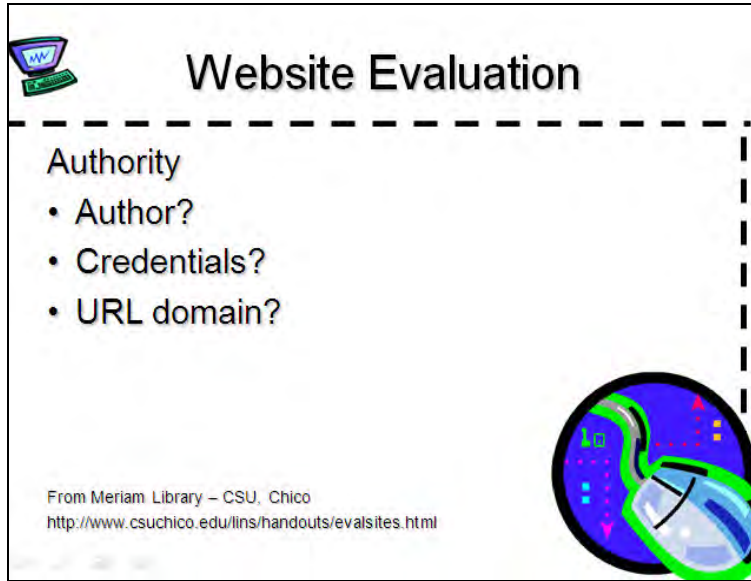
Website Evaluation

Relevance

- Intended audience?
- Appropriate level?
- Relate to topic?

From Meriam Library - CSU, Chico
<http://www.csuchico.edu/lins/handouts/evalsites.html>

Who is the intended audience of the site? Does it relate to your topic? Answering these questions can determine how Relevant the information is to your research.
Slide 10



Website Evaluation

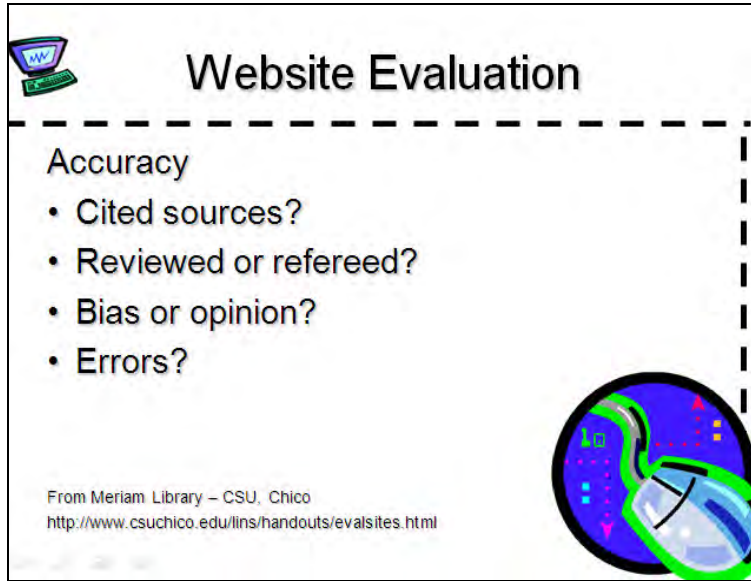
Authority

- Author?
- Credentials?
- URL domain?

From Meriam Library – CSU, Chico
<http://www.csuchico.edu/lins/handouts/evalsites.html>

Who is the author? Where is the site hosted? The Authority of the content's creator is very important to note.

Slide 11



The slide features a small icon of a computer monitor with a 'W' on the screen in the top left corner. The title 'Website Evaluation' is centered at the top. Below the title, a dashed rectangular box contains a list of four bullet points under the heading 'Accuracy'. In the bottom right corner of the slide, there is a circular graphic with a blue background, a green path, and a magnifying glass. At the bottom left, there is a small text block with a URL.

Website Evaluation

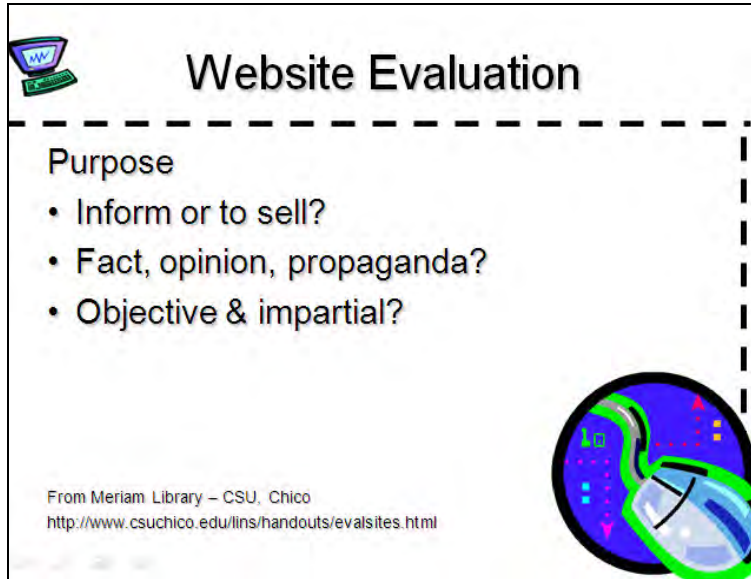
Accuracy

- Cited sources?
- Reviewed or refereed?
- Bias or opinion?
- Errors?

From Meriam Library – CSU, Chico
<http://www.csuchico.edu/lins/handouts/evalsites.html>

Does the site have factual or typographical errors? Are sources cited? These clues can help determine the Accuracy of information on a website.

Slide 12



Website Evaluation

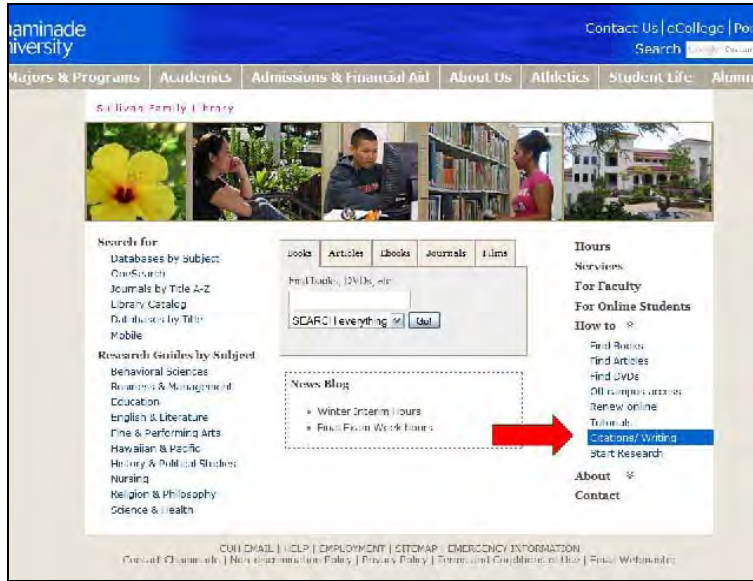
Purpose

- Inform or to sell?
- Fact, opinion, propaganda?
- Objective & impartial?

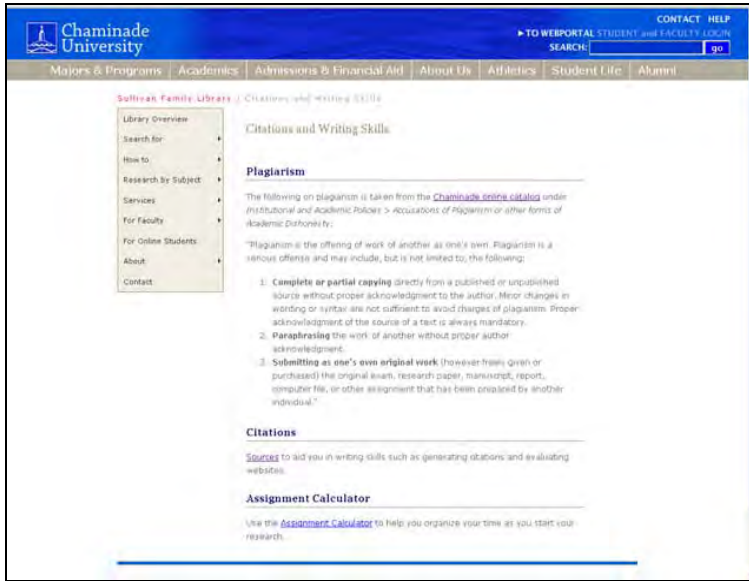
From Meriam Library – CSU, Chico
<http://www.csuchico.edu/lins/handouts/evalsites.html>

Determine the Purpose of the page. Is it trying to sell you something? Is the information presented to promote an agenda? Keep all these questions in mind when applying the CRAAP test.

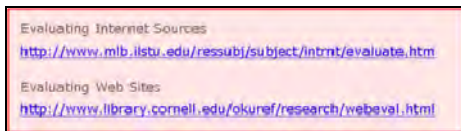
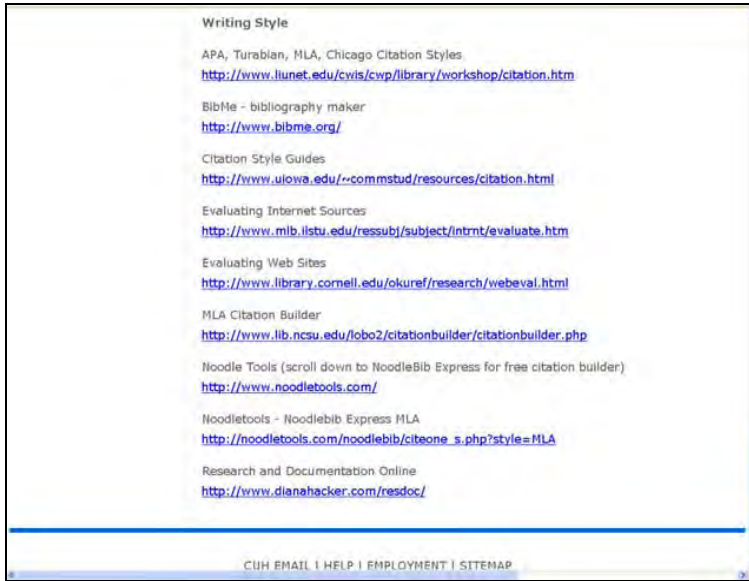
Slide 13



The library web site also has links to help with web content evaluation. From the library's home page, go to the How to menu and select Citations/Writing Skills.
Slide 14



From the Citations and Writing Skills page, click the Sources link.
Slide 15



There are 2 links on evaluating web resources. Click the link to go directly to the web site for more evaluation tips.

Slide 16

Questions?



Need help?
Contact us at (808) 739-4660
library@chaminade.edu

This concludes the Web Resources online tutorial. Please view our Search Strategies tutorial for more tips on searching. If you have further questions, please contact the library at 808.739.4660 or library@chaminade.edu.

Slide 17