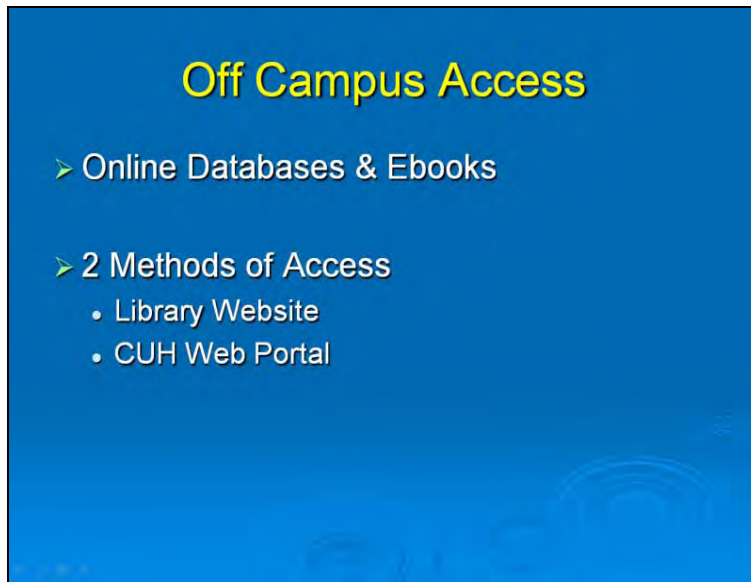
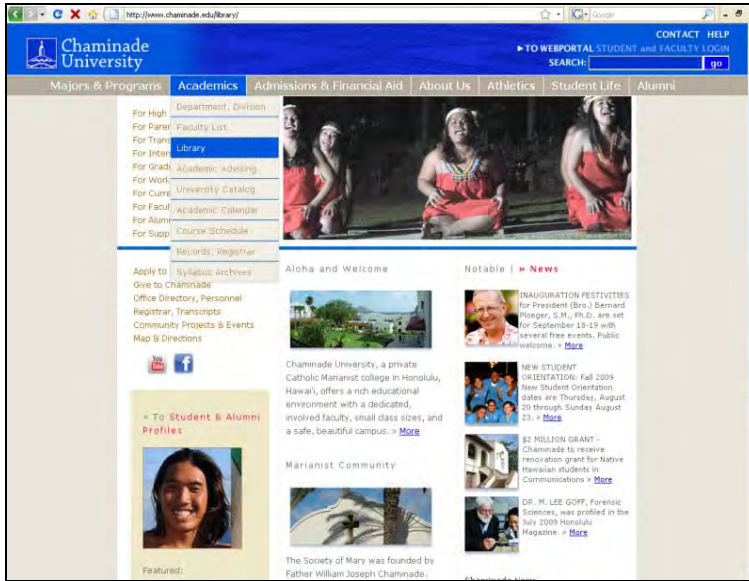




Welcome to the Sullivan Family Library's online tutorial on Off Campus Access.  
Slide 1



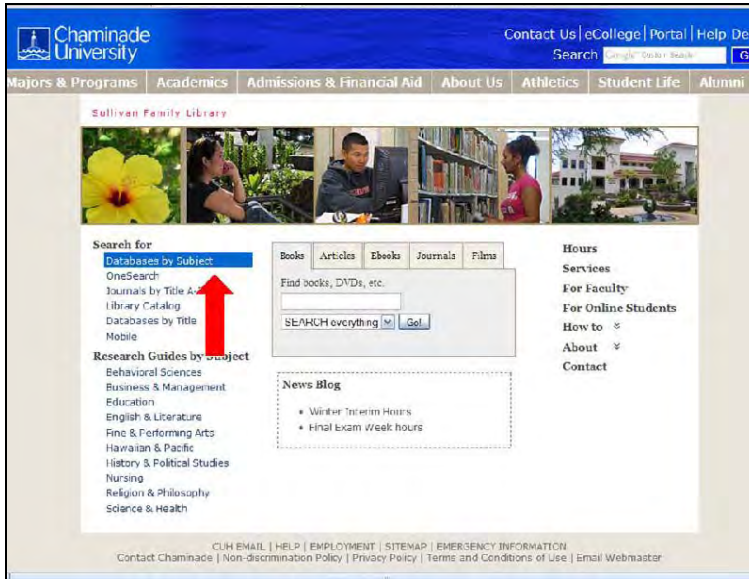
Using your CUH Login and Password, you can access the Library's Online Databases and Ebooks from off campus. These resources are available through the Library's website and Chaminade University's Web Portal.  
Slide 2



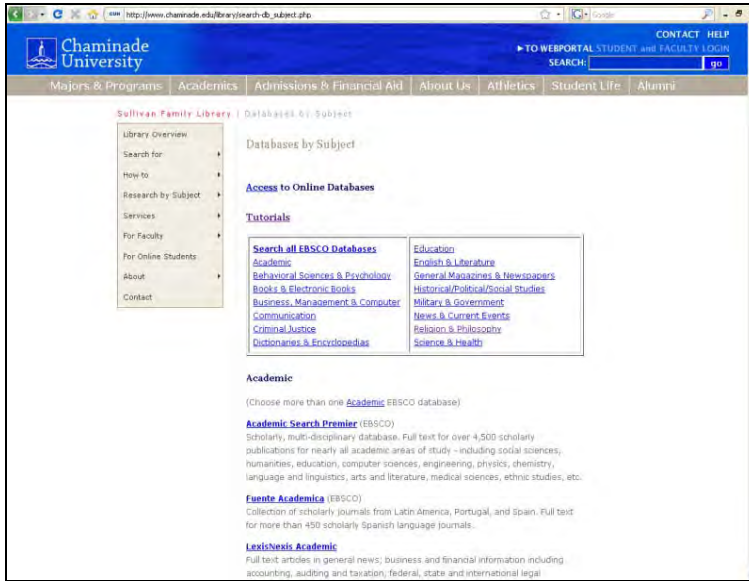
This first example will show you how to access the online resources through the Library's website.

From the University's website, go to the Academics menu and click on Library. 

Slide 3



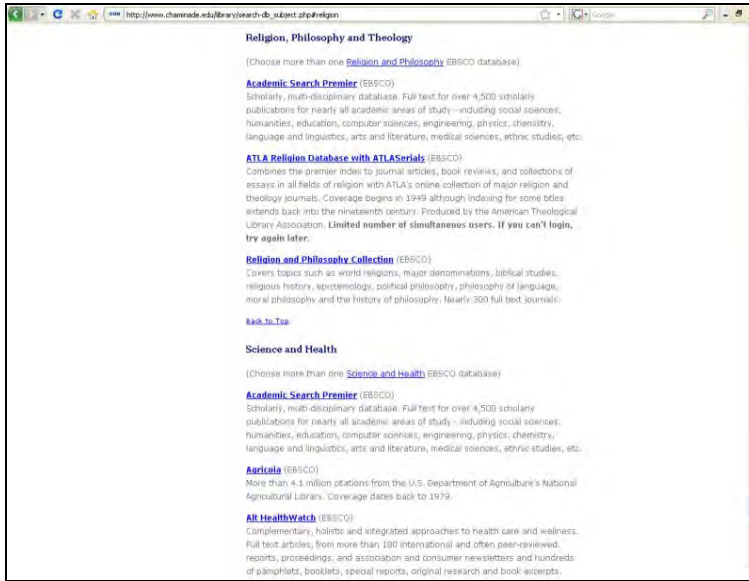
At the Library's website, go to the Search for menu to select a resource. Let's access an online database by clicking on Databases by Subject.  
Slide 4



[Religion & Philosophy](#)

This page has the online databases grouped by subject. Click the Religion & Philosophy link to view available databases on this subject.


Slide 5



**Religion and Philosophy Collection** (EBSCO)  
 Covers topics such as world religions, major denominations, biblical studies, religious history, epistemology, political philosophy, philosophy of language, moral philosophy and the history of philosophy. Nearly 300 full text journals.

Here's the list of relevant databases. Let's click on the Religion and Philosophy Collection database.  
 Slide 6

**Off Campus Login Screen**

 Chaminade University

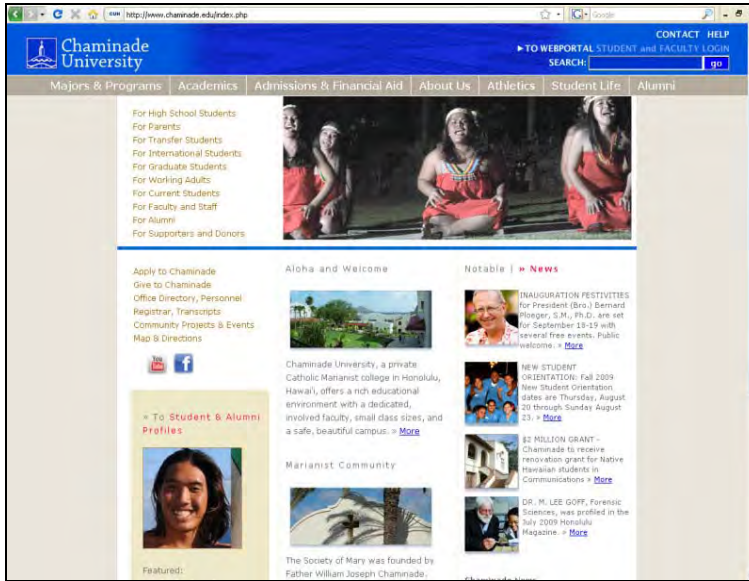
Please enter your Chaminade ID:

Please enter your password:

These library databases are licensed for use by Chaminade University students, faculty and staff.

Your Chaminade ID is the seven-digit number that you use to log in to the Web Portal for grades. If you have never used your Chaminade ID number, go to the [Web Portal](#) and follow the **Login Instructions** at the bottom of the page.

From off campus, this screen will appear before you can continue to the online resource. To login, use your 7-digit Chaminade ID Number and Password and click Login. You will then have access to this database and all other online resources until you exit your Internet browser.  
Slide 7

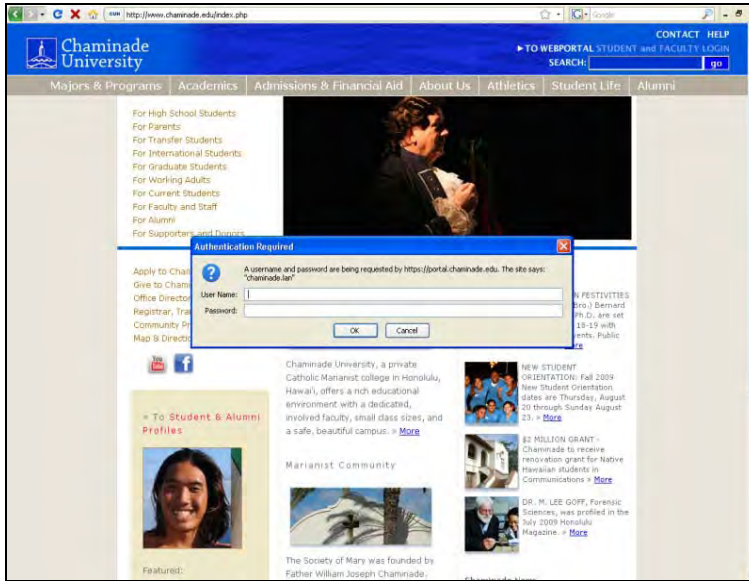


The second way to access the Library's online resources is through Chaminade's Web Portal. From the University's website, click the link To WebPortal Student and Faculty

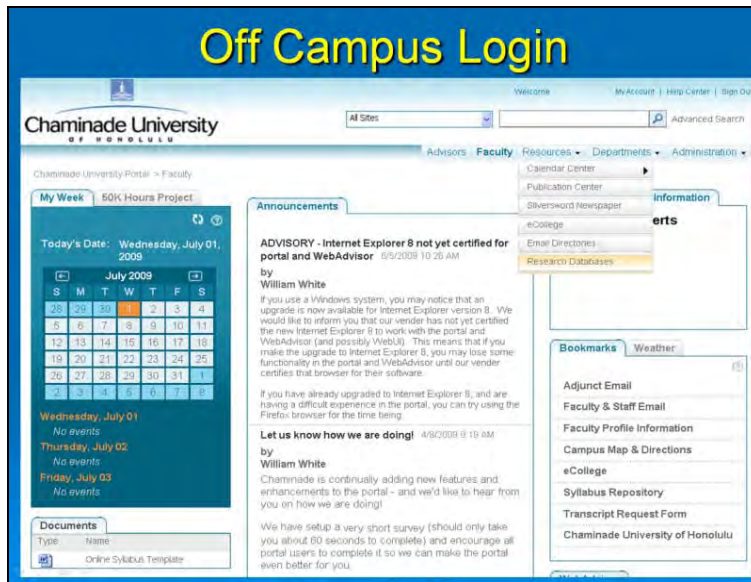
Login. [▶ TO WEBPORTAL STUDENT and FACULTY LOGIN](#) [▶ TO WEBPORTAL STUDENT and FACULTY LOGIN](#) [▶ TO WEBPORTAL STUDENT and FACULTY LOGIN](#)

Slide 8





Enter your 7-digit Chaminade ID Number and your Password to log in. Click OK.  
Slide 9



Go to the Resources drop-down menu and click on Research Databases to access the Library's online resources. The resources are arranged by subject.  
Slide 10

Questions?



Need help?  
Contact us at (808) 739-4660  
[library@chaminade.edu](mailto:library@chaminade.edu)

This concludes the Off Campus Access tutorial. Please view our Search Strategies, Finding Books, and Finding Articles tutorials for more research tips. For additional assistance, please contact us at 808.739.4660 or [library@chaminade.edu](mailto:library@chaminade.edu).  
Slide 11

